

WHS Core Values and Beliefs

The Winnacunnet High School Community believes in educating the whole student by providing a flexible, engaging, and supportive atmosphere where learning is relevant and lifelong. Students are encouraged to work both collaboratively and independently to foster effective communication. We are committed to providing an education that promotes creativity, innovation, critical thinking, problem solving skills, and responsible decision making. We believe this will enable our students to become active, contributing citizens of their own communities. Our commitment to these beliefs will help prepare all students to achieve their full potential.



WINNACUNNET
HIGH SCHOOL

HOME OF THE WARRIORS

WHS 2017–2018 Highlights

1061

2018–2019
Enrollment

92.1%

Average Daily
Attendance

78%

College
Acceptance Rate

1.24%

Dropout
(Annual)

155

Unique electives
offered

400+

Courses available
to WHS students

13.2%

Students with
Educational
Disabilities

19.7%

Economically
Disadvantaged
Students

54%

WHS athletes
who were
Scholar Athletes

85 SCHOLARSHIPS

received by the Class of
2018 totaling \$100,000+

BA: 9 MA: 79 MA+: 14

degrees attained by Teaching Staff

Multiple Pathways to Completion

6

HiSet
Diploma

247

WHS Day
Program

81

SST
Enrollment

42

Evening
School

276

ELOs
Offered

92.8%

Graduation
Rate

Annual Report Card 2018–2019

Recognitions & Awards

Winnacunnet has implemented the best practices of high-performing high schools through teaching and learning strategies, organizational structures, leadership models, and professional development. We are proud that WHS students have been recognized on local, statewide, and national levels—a reflection of their character and service.

2018–2019

Top 100 (98th) high school in the nation
The Best Schools Rankings

Blue Ribbon Achievement Award
in recognition of the extraordinary volunteer efforts of Winnacunnet staff and students

Gold Circle Award
in recognition of the valuable partnerships that Winnacunnet has with local businesses

2017–2018

Top ten (10th) high school in NH
US News & World Report High School Rankings

Blue Ribbon Achievement Award
NH Partners in Education

Gold Circle Award
NH Partners in Education

2016–2017

New Hampshire High School of Excellence

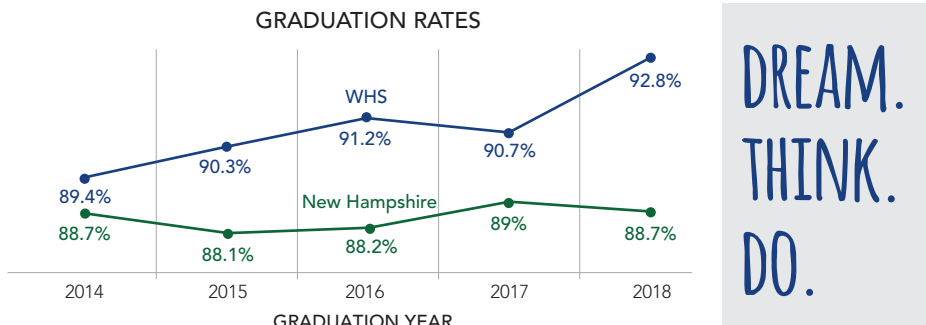
Seacoast Media Group Readers'
Choice Award
First Place for Best High School

College & Career Pursuit

Annually, over 90% of students graduate from Winnacunnet with over 80% of the graduates attending two and four year colleges. Graduates from the Class of 2018 were accepted into over 200 colleges and universities. Graduation rates have increased during the last five years, and remain above the state average.

MULTIPLE PATHWAYS

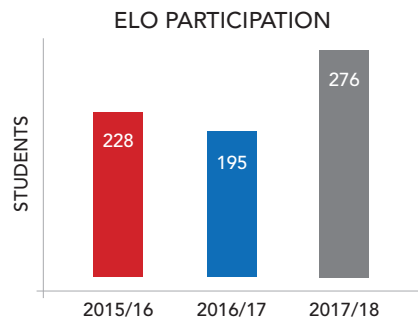
In recent years, WHS has expanded on traditional course offerings to fulfill college and career readiness needs through partnerships with the Seacoast School of Technology, the WHS Evening Program, and ELOs. The chart below displays historical graduation rates through all pathways.



Extended Learning

Extended Learning Opportunities (ELOs) allow students to participate in authentic learning through school and community contexts. Students work alongside school personnel and community partners to personalize their learning experience based on their own interests and abilities. The Winnacunnet ELO Program continues to grow and is a model program for schools throughout the state and country.

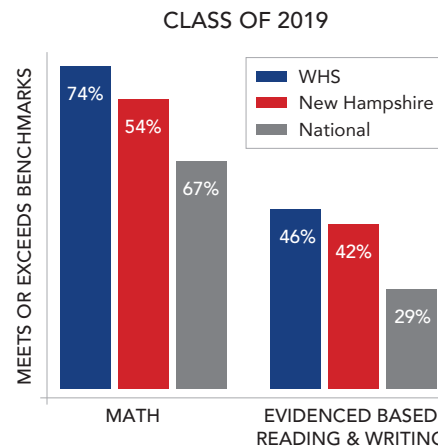
Winnacunnet has over 100 community partners and started the Community Advisory Board consisting of 16 community members. In the 2017–2018 academic year, students participated in 276 ELOs, and were supported by 23 mentor teachers.



22,500 In 2018, over 400 WHS students provided 22,500 hours of community service to the seacoast region.

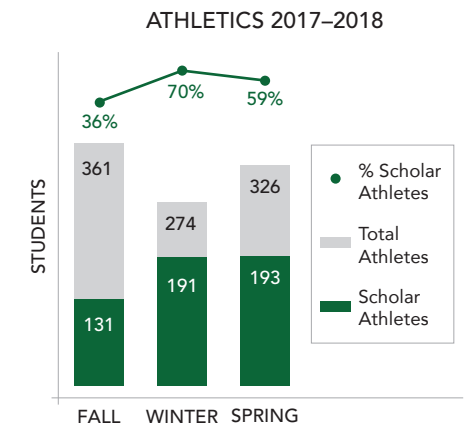
SAT Administration

WHS requires that all Juniors participate in the SAT assessment, including the Writing portion of the test. Additional data related to subscores is available through the College Board.



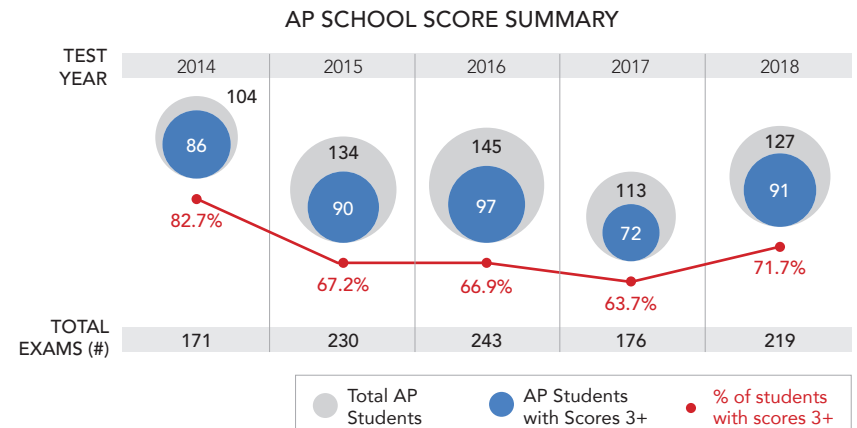
Athletic Participation

During the 2017–18 school year, a total of 587 individuals participated in 10 fall sports, 13 winter sports, and 9 spring sports.



AP Administration

The chart below displays the number of students that participated in one or more AP exams over the last five year period and the percentage of total students receiving scores of 3+ on the exam. It is worth noting that some students enrolled in AP classes did not sit for the test.



THE WINNACUNNET EXPERIENCE—
FOLLOW YOUR DREAMS AND PASSIONS.